

### DMX512 Controller Channel Function:

CHANNEL	RANGE	FUNCTION
CH1	0-255	Total control of brightness adjustment
CH2	0-255	Red light brightness adjustment
CH3	0-255	Green light brightness adjustment
CH4	0-255	Blue light brightness adjustment
CH5	0-50	Strobe and linear dimming
	51-100	Jump Change
	101-150	Change Gradually
	151-200	Pulse Change
	201-255	Sound active
CH6	0-255	Corresponding fifth channel, Speed from slow to fast

### Setting DMX512 console channel address:

After starting DMX512 console, etc. LCD display console initialization has been completed, press Program key, until the top of the light is flashing, then press the button below channel 1, channel 1 indicator light DMX512 console's address is 10000000, to promote channel faders can be DMX512 console control. Choose DMX512 address consistent with DIP, light to enter the DMX512 control console for the state. The products selected as 10000000 DMX512 console take effect.

### Specification:

Rated voltage: 90V-230VAC, 50/60Hz 40W

Lamp: 1W\*36PCS high power LED (RGB) Red:12PCS,Green:12PCS,Blue:12PCS

Lamp life: 50,000 hrs

DMX512 Channels: 6CH

Function: Auto-run feature, DMX-512 control console, Voice-activated functions



Protection level: IP20

Fixtures Size: 24\*24\*22.5CM

Carton Size: 50.5\*50\*25CM (4pcs)

Weight: 5KG

# LED IP65 PAR64



# BM-OUTDOOR-024

Please use the product before carefully read the product description save product brochures

Thank you for choosing our company produces PAR light! This product is suitable for dance, stage, etc.

This product contains a PAR light, power cable, instruction manual and warranty card.

### Important notice

- ★ If you will not use this product, be sure to store it at room temperature environment, so as not to components due to environmental damage caused by dry or wet.
- ★ Do not hot, cold, dusty or humid environments use this product. Please control the ambient temperature should not exceed 35 °C.
- ★ Do not use this product has been dropped, or the impact of friction with hard objects, otherwise it may cause the product casing surface wear flowers, and other hardware damage.
- ★ avoid dry environment in particular, apply this product to prevent static electricity.
- ★ installing or moving the product, protect the head of the lens to avoid scratches or damage, affect the lighting effects.
- ★ avoid splashing water droplets on the machine.
- ★ using this product, please do not close look into the lamp, so as not to affect your eye vision temporarily.

### Function:


- Support for auto-run feature
- Supports voice-activated mode function
- Support for DMX512 control

### DMX512 Control Data Connection:

This product provides a standard DMX512 interface - three core Caron Block, Caron seat were numbered label, numbered "1" core for the signal, the number "2" core for the signal "-", "3" for the signal "+."

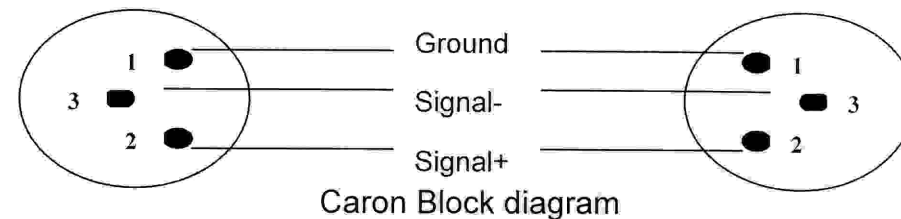
Use, as long as the standard DMX512 control directly to the station's output cable into the input-Caron seat, press the dial codes specified address, then enter the DMX512 console control mode.

Should pay attention to light and the light line between the input-output type Caron Caron seat and seat-one correspondence, correspondence as shown



DMX512 OUT  
Output Block Caron

DMX512 IN  
Input Block Caron



### Key Description:

- MENU:** "Exit"; exit option, but not out of operation mode (Out of a feature before, just after a function to determine the operation)
- UP:** "add key" or "selection on the key"; increase Lou = value function, shift on the menu
- DOWN:** "reduction key" or "key under the selected"; decrease the value function down menu.
- ENTR:** "OK button"; to determine the function into the user selected (that is to stop the ongoing functions, run the function the user selected items)

### Menu Display:

Display	Value	Function
D.001	D000-D512	DMX512 Address
P.000	P000-P255	Seven color jump change
L.000	L000-L255	Seven color change gradually
E.000	E000-E255	Seven color pulse change
SOUND	Soud	Seven color sound change
r.000	R000-R255	Red color
g.000	G000-G255	Green Color
b.000	B000-B255	Blue color
F.000	F000-F255	Strobe